


LANIER

LF510/LF515e



FACSIMILE

High-speed performance, innovative technology

Two powerful fax solutions that enhance productivity in traditional high-volume environments and multipurpose workgroup applications



Advanced systems for fast, reliable, high-quality faxing

Meet Your New Business Partners...The Lanier LF510/LF515e raise the bar when it comes to business fax performance. With hardcopy on the rise—and showing no signs of slowing down—it's good business sense to incorporate a document management strategy that takes all the daily complexities of business communication in stride.

Intelligent

Blending sophisticated fax technology and advanced connectivity functions—including network printing, full color and black & white network scanning, Internet Fax and LAN-Fax—the LF510/LF515e meet the challenges of busy fax environments.

Large, Expandable Memory Capacity

Thanks to the LF510/LF515e's versatile memory capabilities, uninterrupted operation—even during peak operating hours—is a given.

- 7 MB standard memory capacity (560 pages)—expandable up to a maximum of 3,000 pages—offers smooth, uninterrupted communication.
- Parallel (Quick) Memory Transmission provides instant confirmation of a successful connection with the receiving fax—before you've scanned that huge document into memory! The LF510/LF515e scan the first page, make the connection and continue scanning the remainder of the document while transmitting.
- Full Dual Access ensures uninterrupted operation by allowing users to store outgoing documents into memory while receiving an incoming fax or printing a document.
- Standard Memory stores documents for up to 12 hours during a power loss. And documents are retained indefinitely with the optional non-volatile 40 MB Memory.

Exceptional Paper Handling

With a variety of paper handling capabilities, the LF510/LF515e never let you down no matter how large the job.

- Up to 2,600 sheets of paper ensure that long jobs run uninterrupted.
- Send and receive 11" x 17" documents size-for-size—perfect for engineering, manufacturing and graphic arts professionals.

Automatic Two-Sided Fax Transmission

Stop wasting time—and money—creating single-sided originals. The LF510/LF515e can scan, collate and transmit two-sided black & white documents.





Lanier LF515e (left): A network fax system that can send color documents over the Internet.

Lanier LF510 (right): A powerful, productive, high-volume fax system.



Color Scan-To-Email



Using the Scan-To-Email feature you send even color documents over the Internet.

Dual Line Communication

(LF510 Standard/LF515e Optional)

Enjoy the productivity of simultaneous transmission and reception—without the expense of two separate fax systems! Ideal for peak operating periods, the LF510/LF515e also save valuable office space by eliminating the need for two systems.

Super G3 and JBIG Compression Technology

In as little as 2 seconds per page, the LF510/LF515e transmit high-quality images to their destinations. JBIG Compression cuts transmission time and costs, making it the ideal method for sending graphics and halftones.

ISDN Digital Fax Option

If 3 seconds per page stretches your patience, add the ISDN Digital Fax Option. With transmission speeds as fast as 1.5 seconds per page, 99% error free communications, consistent transmission speeds and digital security, you're assured of much lower phone bills and less time spent waiting at the fax.

Fax On Demand Option

Provide easy access to key business documents for all employees, regardless of their location. Simply store information such as specification lists, price sheets, field bulletins, etc. in the LF510/LF515e, and field/traveling employees can access and retrieve documents when it's most convenient for them.

Easy-Going

You can have the most sophisticated fax system in the world, but if you can't figure out how to use it, it's not going to do you any good! That's why the most important feature of the LF510/LF515e is how easy it is to operate.

- An intuitive Control Panel enables quick access to all features.
- Programmable User Function Keys allow you to program—and recall at the touch of a button—those features you use the most.
- Status Indicator Lights let you "see" what's going on with your LF510/LF515e from a distance—perfect for noisy work environments such as warehouses, manufacturing facilities, etc.



or documents up to 11 x 17" to any e-mail address

- Full front access combined with a wingless design ensures a perfect fit in small areas and easy access to all paper sources.
- An intelligently designed All-in-One Cartridge simplifies routine maintenance and eliminates the need to inventory and replace separate consumables (10,000 page yield at 4% coverage).

Connected

Simply add the optional Network Interface Card (standard on the LF515e) and enjoy the advantages of being well-connected.

Full Color Network Scanning


Make managing hard copy an effortless task with the LF510/LF515e's comprehensive suite of network scanning and document management capabilities.

Scan-to-Email

Scan important business documents (full color or black & white), input the recipients e-mail address, and enjoy the competitive advantage of real-time, e-document delivery! You can also send e-mail attachments in a variety of popular file formats: TIFF for B&W documents, JPEG for color documents or PDF, which ensures document integrity. If you need to proof color documents, have clients/employees with limited access to a fax system, or simply want to get that proposal in before your competitors do, then this is the solution you've been looking for.

Scan-to-File

Since it's the rare document that's truly a "solo" effort, smart businesses should look for solutions that facilitate document sharing and collaboration. With the LF510/LF515e, it's easy to scan documents to file and—using DeskTopBinder Document Management Software—manage them from the convenience of your desktop.



A QWERTY Style Keyboard makes it easy to enter all types of information – including Speed Dials and e-mail addresses.



Up to 144 Speed Dials can be easily accessed from the Flip Pad.

Your Environmental Partner



Lanier continues its long-standing commitment to developing office solutions with environmentally friendly and superior energy- and supply-saving features, without compromising productivity.

LAN-Fax

There's no need to actually go to the fax to send—or pick-up—your documents. LAN-Faxing allows users to send faxes directly from the desktop. To eliminate unproductive travel time, just click "print" to send faxes. And we've included all the software you need, so there's no excuse not to give it a test run!

Internet Faxing

With Internet Faxing, you can enjoy all the advantages of fax communication without the high phone bills. Send fax documents in e-mail format to remote fax systems (with Internet Fax capabilities), to any G3 fax systems via gateways or gateway keepers (VoIP with T.38 Function) or to a specified e-mail address. You can even receive fax documents as e-mails and print them, or forward them to another e-mail address—you decide.

Web Browser Management

Checking the status of your LF510/LF515e couldn't be simpler—just open your Web Browser. Via the Web Status Monitor, you can check conditions such as: Memory Levels, Toner Levels, Memory Usage, File Conditions and more. Administrators have access to—and can customize—a variety of settings, including Automatic Dialing Destinations, File Backup Operations and General Settings.

23 PPM Network Printing

The LF510/LF515e provide exceptional network printing performance—including support for today's most popular network platforms, up to 1200 dpi resolution, and your choice of LAN connectivity options: Ethernet NIC, FireWire, Wireless LAN or USB. And PCL 5e/6 and Adobe®PostScript®3™ ensure compatibility with a wide range of business software.

Flexible

Hard time choosing? No problem! Just decide if you want a standalone fax system that you can upgrade later, or a fax that you can network now...

Lanier LF510

The perfect choice for busy, walk-up fax environments, the LF510 offers standard Dual Line capability and high-end fax performance. And, if your needs change, simply add the optional Network Interface Card and experience all the capabilities of the LF515e.

Lanier LF515e

If connectivity is your main priority, you need the LF515e. It comes standard with one 500-sheet paper tray and one G3 phone line, plus a Network Interface Card that gives you instant access to LAN-Faxing, Internet Faxing, Network Scanning and Network Printing.

Send Faxes Directly From Your PC




LAN Faxing maximizes workgroup efficiency and productivity.

Automatically Archive Faxes



Incoming documents are printed and electronic back-up files can be automatically sent for archiving.

LF510/LF515e



An intuitive control panel enables quick access to all features.

SPECIFICATIONS

FACSIMILE SPECIFICATIONS

Product Configuration	Desktop Laser Plain Paper
Modem Speed	33.6 Kbps with auto fallback
Transmission Speed	2 seconds (ITU-T No. 1 Chart)
Compression Method	MH/MR/MMR/JBIG
Scanning Speed	1.5 seconds (B/W) 4.5 seconds (Color - 100 x 100 dpi)
Standard Memory	7 MB (560 pages)
Optional Memory	Additional 40 MB (1,200 pages) 3,000 pages with Function Upgrade Card
Resolution	Standard: 200 x 100 lines/inch Detail: 200 x 200 lines/inch Fine: 200 x 400 lines/inch Extra Super Fine: 600 x 600 lines/inch (requires 40 MB card) Halftones: 64 Levels
Recording Paper Size	Letter/Legal/Ledger (Universal Cassette)
Max. Document Width	11.7" / 11.6" / 47.2"
Scan Width/Length	
Max. Recording Paper Size	11" x 17"
Max. Print Speed	23 pages per minute
Paper Capacity	Standard: 500 Sheets (LF515e) 500 x 2 Sheets (LF510) Maximum: 2,600 Sheets (6 sources)
Automatic Document Feed	75 Sheets
Standard Auto Dial	144 Quick, 100 Speed (expandable to 1,000), 9 Groups (expandable to 30)
Dimensions (WxDxH) excluding Trays & Projections	19.9" x 24" x 18.9" (LF515e) 19.9" x 24" x 24.2" (LF510)
Weight	62.8 lbs. (LF515e) 85.2 lbs. (LF510)
Power	115VAC, 60Hz
Other Standard Features	Dual Access, Energy Save Mode, Monitor Speaker, Auto/Manual Redial, Auto Image Density, Batch Transmission, Auto/Manual Reception, Blank Sheet Detection, Page Retransmission, Multiple Reception, Direct Fax Number Entry, Specified Cassette Selection, Closed Network, Checkered Mark, Auto Document, Memory Lock, Reception Time Printing, Send Later, Forwarding, Polling, Restricted Access, Telephone Directory, Verification Stamp, 12 Hour Memory Backup, 10 Function Keys, Second G3 Line (LF510 only)
Other Options	Paper Feed Unit - 500 Sheets, Bypass Feeder - 100 Sheets, ISDN Interface, Mechanical Counter, Handset, Fax On Demand, Second G3 Line (LF515e only), Function Upgrade Card, 40 MB Memory Expansion Card

PRINTER OPTION

CPU	QED RM5261A, 250 MHz
Speed	23 ppm
Resolution	Up to 1200 dpi
Interface	Standard IEEE 1284 Parallel, NIC 10/100 BaseT Ethernet Optional USB 2.0, IEEE 1394 Wireless IEEE 802.11b
Operating System	Windows 95/98/Me/NT 4.0/2000/XP
Printer Language	PCL6/5e, RPCS (standard), PS3 (option)
Memory	32 MB, Maximum 96 MB
Fonts	45 PCL Fonts (35 Intellifonts + 10 TrueType Fonts)

NIC FAX REQUIREMENTS (STANDARD LF515e)

CPU	200 MHz or higher
Operating System	Windows 95/98/Me/2000/NT4.0/XP
Display	VGA 640/480, 256 Colors minimum
Network	LAN Connection, TCP/IP Protocols

LAN FAX SPECIFICATIONS (STANDARD LF515e)

Network/Connection	LAN (Local Area Network) 10/100BaseT Ethernet
Transmit Speed	33.6 Kbps
Max. Compression Method	JBIG
Print Resolution	400 x 400 dpi (600 x 600 dpi with optional 40 MB Memory Card)
Operating System Support	Windows 95/98/Me/2000/NT4.0/XP
Destinations	100 (Max.)
Other Features	Address Book, Specify Destinations using Quick Dials and Groups, Manual Fax Number Entry, Cover Sheet, Broadcast, Delayed Transmission, Transmission Result Notification

NETWORK SCANNING SPECIFICATIONS (STANDARD LF515e)

Network/Connection	LAN (Local Area Network) 10/100BaseT Ethernet
Network Protocol Capabilities	TCP/IP Fax Document Delivery, Scan-to-Email, Filter Forwarded Documents, File Storage, Backup File Transmission
Scan Resolution	Standard (200 x 100 dpi); Detail (200 x 200 dpi); Super Fine (400 x 400 dpi); Extra Super Fine (600 x 600 dpi)
Document Size (Original Size: Scanning Width)	8.5" x 11", 8.5" x 14 or 11" x 17"

SCANROUTER V2 LITE REQUIREMENTS (STANDARD LF515e)

Server PC Operating System	Windows 95/98/Me/2000/NT/XP
CPU	Pentium 350 MHz or faster
RAM	64 MB minimum (128 MB recommended)
Hard Disk	10 GB HDD w/200 MB available for installation
Client PC CPU	Pentium II 266 MHz minimum recommended
RAM	48 MB or more (64 MB or more recommended)
Hard Disk	At least 50 MB of disk space is required for installation (Note: In addition, 200 MB or more is required to save documents)
Network Protocol	TCP/IP

DESKTOP BINDER V2 LITE REQUIREMENTS (STANDARD LF515e)

Client PC Operating System	Windows 95/98/Me/2000/NT/XP
CPU	Pentium 450 MHz or faster
RAM	128 MB minimum (256 MB recommended)
Hard Disk	10 GB HDD w/200 MB available for installation
Network Protocol	TCP/IP
Client PC Computer CPU	PC/AT compatible computer Pentium II 266 MHz or faster recommended
Operating Systems RAM	Windows 95/98/Me/2000/NT4.0 48 MB or more (64 MB or more recommended)
Hard Disk	50 MB or more (200 MB or more recommended)
Display	High Color (64,000 colors), 800 x 600 pixel or more